

Going to

# School

in Scotland

Primary 5 - S3



This book is a gift from The Educational Institute of Scotland

[www.eis.org.uk/welcometoscotland](http://www.eis.org.uk/welcometoscotland)

**eis**

Scotland's largest  
and most effective  
education trade union





This book belongs to

.....

who is a pupil at

.....

.....

.....



ILLUSTRATIONS BY JAMIE SQUIRE

# Your rights as a young person learning in Scotland

‘Rights’ are things every child or young person is entitled to have or be able to do to live safe, healthy and happy lives.

All children and young people in the world who are under the age of 18 years old, have the same rights.

The United Nations says that all children have these rights, no matter who they are, where they live, what their parents do, what language they speak, what their religion is, whether they are a boy or girl, what their culture is, whether they are disabled or not, or whether they are rich or poor.

These rights are listed in the UN Convention on the Rights of the Child. Almost every country has agreed to these rights. All the rights are connected to each other, and all are equally important.

There is a guide to your rights here:

[www.unicef.org/rightsite/files/uncrcchildfriendlylanguage.pdf](http://www.unicef.org/rightsite/files/uncrcchildfriendlylanguage.pdf)



## Your right to an education

A very important right is the right to education. For example, every child in the world has the right to go to school and to receive a good quality education.

If you have had to leave your own country or arrived here as a migrant or refugee, you have the right to a good education in Scotland.



## Your right to go to school in Scotland

In Scotland every child can go to school from age 5 to 18. Children between the ages of 5 and 16 must be in education.

## Your right to extra support with your education if you are disabled

The United Nations says that all children in the world have the right to extra support with their education if they are disabled.

In Scotland all children have the right to ask for extra help with their learning in school when they need it. You can ask for extra help when you need it too.



## Your right to learn from education

Your education should help you to use your talents and abilities.



Education should help you to live peacefully, protect the environment and respect other people.



All children in the world have the right to their own culture, religion and language. School will help you to learn about your family's history, background and beliefs.

In school you will be able to find out things. You will be able to share what you think with others by talking, drawing, writing or in any other way unless it harms other people or makes them feel sad.



## Your right to play

All children in the world have the right to play. At school you will be able to play and learn indoors and outdoors.



## Your right to choose your friends

All children in the world have the right to choose their own friends. In school you will be able to make friends with other young people.



## Your right to feel safe

Every child in the world has the right to feel safe. Every child in the world has the right to help if they are hurt.

In school no one is allowed to hurt you. Teachers and other adults in the school are there to keep you safe. They will help you if you are hurt or upset.





## Bullying, racism and religious prejudice

Bullying means behaviour that can make people feel hurt, threatened, frightened or left out. It can happen face to face and online.

Racism means treating someone differently and unfairly because of their race, culture or skin colour.

Religious prejudice means treating someone differently and unfairly because of their religion or because someone thinks that they belong to a particular religion or faith.



Bullying, racism and religious prejudice are never acceptable. If you experience these at school you should tell a teacher in school, such as your Guidance, Pastoral Care/Pupil Support Teacher, and an adult who you trust at home.

## Homework

Sometimes you will be asked to share your learning with the people who look after you at home. This is called 'homework'. You do this kind of activity at home then bring it back to school. Be ready to talk about what you did at home to your teacher and the other children in the class.



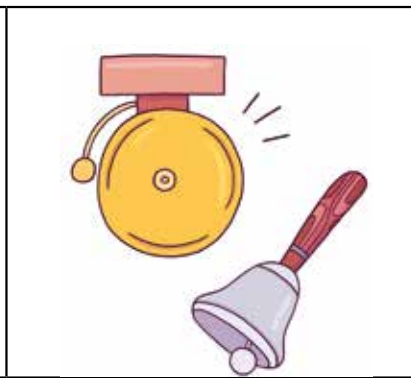
## The school day

Young people in Scotland go to school every day of the week except Saturday and Sunday. Some go to a community school on a Saturday morning to keep learning their own language.

School begins each day in the morning and finishes in the afternoon. Young people are at school for around 6 or 7 hours each day. There is a break for lunch in the middle of the day. There are lots of activities during the school day. Here are some examples:




Before school



Lining up



Learning



Play time



Learning




Lunch time



Learning






Home time



Homework






Here are some words in English that you will see and hear every day in school. We have translated these words into Polish, French and Arabic. If none of these is your language, you can choose to say or write down each word in your own language.

	<p>pupil</p>	<p>.....</p> <p>uczeń          élève          التلميذ</p>
	<p>school</p>	<p>.....</p> <p>szkoła          école          مدرسة</p>
	<p>classroom</p>	<p>.....</p> <p>sala lekcyjna          salle de classe          قاعة الدراسة</p>
	<p>pencil</p>	<p>.....</p> <p>ołówek          crayon          قلم</p>

	<p>paper</p>	<p>.....</p> <p>papier papier ورقة</p>
	<p>jotter / notebook</p>	<p>.....</p> <p>notatnik cahier دفتر</p>
	<p>book</p>	<p>.....</p> <p>książka livre كتاب</p>
	<p>toilet / bathroom</p>	<p>.....</p> <p>toaleta toilette الحمام</p>
	<p>backpack / bag</p>	<p>.....</p> <p>plecak sac à dos حقيبة ظهر</p>

	<p>uniform</p>	<p>..... mundurek szkolny uniforme زى موحد</p>
	<p>sports kit PE Kit / gym kit</p>	<p>..... zestaw sportowy vêtements de sport مجموعة الرياضة</p>
	<p>coat</p>	<p>..... płaszcz manteau معطف</p>
	<p>water</p>	<p>..... woda l'eau ماء</p>
	<p>teacher</p>	<p>..... nauczyciel enseignant/professeur مدرس</p>

	<p>headteacher</p>	<p>.....  dyrektor szkoły  Chef D'enseignant  مدير المدرسة</p>
	<p>school lunch</p>	<p>.....  obiad szkolny  déjeuner  غداء</p>
	<p>snack / playpiece</p>	<p>.....  przekąska  casse-croûte  وجبة خفيفة</p>
	<p>packed lunch</p>	<p>.....  drugie śniadanie  déjeuner emballé  الغداء معبأة</p>
	<p>friend</p>	<p>.....  przyjaciel  ami/ami  صديق</p>

	<p>play</p>	<p>.....</p> <p>grać jouer لعب</p>
	<p>pencil eraser / rubber</p>	<p>.....</p> <p>gumka gomme ممحاة قلم رصاص</p>
	<p>ruler</p>	<p>.....</p> <p>linijka règle مسطرة</p>
	<p>desk</p>	<p>.....</p> <p>ławka szkolna bureau مكتب</p>
	<p>chair</p>	<p>.....</p> <p>krzesło chaise كرسي</p>





	<p>computer</p>	<p>..... komputer ordinateur الحاسوب</p>
	<p>bell</p>	<p>..... dzwonek cloche جرس</p>
	<p>cafeteria / dining hall</p>	<p>..... stołówka cafétéria كافيتيريا</p>
	<p>playground</p>	<p>..... plac zabaw l'aire de jeux ملعب</p>
	<p>playtime</p>	<p>..... przerwa lekcyjna récréation زمن اللعب</p>


	<p>PE / gym</p>	<p>.....  wychowanie fizyczne  education physique  رياضات</p>
	<p>lunch-time</p>	<p>.....  przerwa obiadowa  déjeuner  غداء</p>
	<p>home-time</p>	<p>.....  koniec zajęć  horaire maison  وقت المنزل</p>
	<p>homework</p>	<p>.....  zadanie domowe  devoirs  واجب منزلي</p>

Use the next few pages to add to the word list with more new words about school that you are learning in English.

Draw a picture for each word to help you remember.

picture 	English word	word in your language

<p>picture</p> 	<p>English word</p>	<p>word in your language</p>

<p>picture</p> 	<p>English word</p>	<p>word in your language</p>

## You at school in Scotland

We have told you about your rights as a young person in school and some things about going to school in Scotland. We hope that you enjoy learning and making new friends at school.

Use the space below to draw a picture of you in school.

